


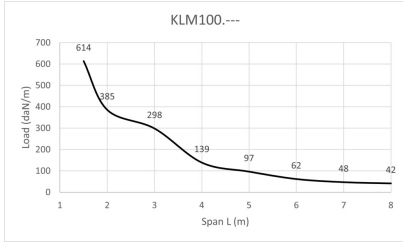
KBWM100

Cable ladder 100 with floor plate



Cable ladder for large support distances up to 8 metres
Perforated C datarungs 41x21
With floor plate

Usable inner height: 77 mm
Rung distance: 300 mm



Reference	Finish	↑ mm	↔ mm	→ ← mm	↔ mm	kg/m	📦	Unit
KBWM100.200	SZ	100	200	1,5/1,25/0,9	6000	6,376	60	M
KBWM100.300	SZ	100	300	1,5/1,25/0,9	6000	7,332	60	M
KBWM100.400	SZ	100	400	1,5/1,25/0,9	6000	8,289	60	M
KBWM100.500	SZ	100	500	1,5/1,25/0,9	6000	9,245	60	M
KBWM100.600	SZ	100	600	1,5/1,25/0,9	6000	10,201	60	M

LOAD DIAGRAM

This diagram illustrates the permissible uniformly distributed horizontal loads applied to multiple supports. They comply with IEC 61537 with connection in the centre of the span and the end span = 0,8x the span.


F = max. admissible load (daN/m)
L = support distance (m)
Max. deflection (m) = L/200

Fix with:



Round head square neck bolt (DIN 603) RBK

Flange nut (DIN 6923) RM



Joiner for KLM125 KLM125KP

CHARACTERISTICS

- strong
- useable inner height 102 mm, ideal for large diameter cables
- no further coupling holes are required if the cable ladder is cut
- no joiners are required to attach accessories such as bends, tees etc.
- rungs are perforated to enable efficient attachment of cables and easy use of cable clamps.
- partition (SLOS85) can be fixed to the cable ladder with a sliding nut (PNP06) and pan head bolt (RB6.20).

TECHNICAL INFORMATION

- Side walls are constructed from S profile with a return flange and are continuously perforated
- Perforated C datarungs are fixed at 300 mm intervals.
- rungs are mechanically attached to the side wall of the cable ladder.
- rungs are alternately placed with openings upwards and downwards

Legend finish

- SZ = Sendzimir