


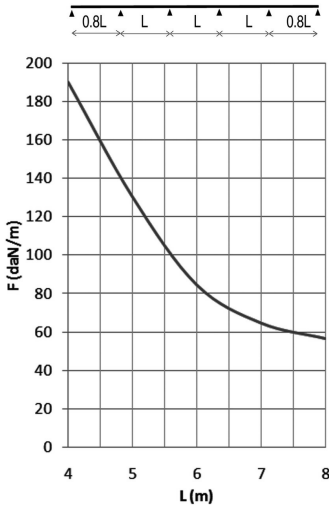
# KBWM125

## Cable ladder 125 with floor plate



Cable ladder for large support distances up to 8 metres  
Perforated C datarungs 41x21  
With floor plate

Usable inner height: 102 mm  
Rung distance: 300 mm



Reference	↑ mm	↔ mm	→  ← mm	↔ mm	kg/m	📦	Unit
<b>KBWM125.200</b>	125	200		6000	6,964	6	M
<b>KBWM125.300</b>	125	300		6000	7,924	6	M
<b>KBWM125.400</b>	125	400		6000	8,877	6	M
<b>KBWM125.500</b>	125	500		6000	9,833	6	M
<b>KBWM125.600</b>	125	600		6000	10,789	6	M

### LOAD DIAGRAM

This diagram illustrates the permissible uniformly distributed horizontal loads applied to multiple supports. They comply with IEC 61537 with connection in the centre of the span and the end span = 0,8x the span.

F = max. admissible load (daN/m)  
L = support distance (m)  
Max. deflection (m) = L/200

### CHARACTERISTICS

- strong
- useable inner height 102 mm, ideal for large diameter cables
- no further coupling holes are required if the cable ladder is cut
- no joiners are required to attach accessories such as bends, tees etc.
- rungs are perforated to enable efficient attachment of cables and easy use of cable clamps.
- partition (SLOS85) can be fixed to the cable ladder with a sliding nut (PNP06) and pan head bolt (RB6.20).

### TECHNICAL INFORMATION


- Side walls are constructed from S profile with a return flange and are continuously perforated
- Perforated C datarungs are fixed at 300 mm intervals.
- rungs are mechanically attached to the side wall of the cable ladder.
- rungs are alternately placed with openings upwards and downwards

### Fix with:



Round head square neck bolt (DIN 603) RBK

Flange nut (DIN 6923) RM



Joiner for KLM125 KLM125KP