


KBWW

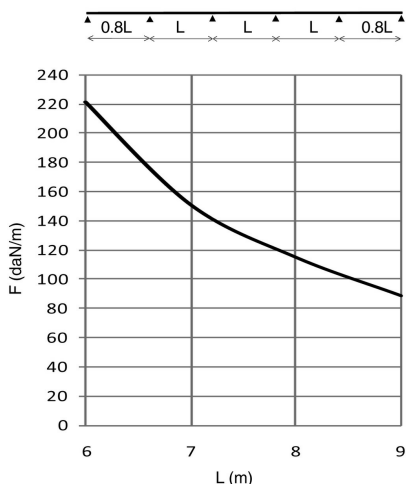
Cable ladder 200 with floor plate



Cable ladder for large support distances up to 9 metres
Perforated C datarungs 41x21
With floor plate

Usable inner height: 177 mm

Rung distance: 300 mm



Reference	\updownarrow mm	\leftrightarrow mm	$\rightarrow \leftarrow$ mm	\rightleftarrows mm	kg/m		Unit
KBWW200	200	200		6000	10,986	6	M
KBWW300	200	300		6000	11,942	6	M
KBWW400	200	400		6000	12,899	6	M
KBWW500	200	500		6000	13,855	6	M
KBWW600	200	600		6000	14,811	6	M

LOAD DIAGRAM

Graph valid for KLV. This diagram illustrates the permissible uniformly distributed horizontal loads applied to multiple supports. They comply with IEC 61537

F = max. admissible load (daN/m)

L = support distance (m)

Max. deflection (m) = L/200


CHARACTERISTICS

- strong
- useable inner height 177 mm, ideal for large diameter cables
- no further coupling holes are required if the cable ladder is cut
- no joiners are required to attach accessories such as bends, tees etc.
- rungs are perforated to enable efficient attachment of cables
- partition (SLOS110) can be fixed to the cable ladder with a sliding nut (PNP06) and pan head bolt (RB6.20).

TECHNICAL INFORMATION

- Side walls are constructed from S profile with a return flange and are continuously perforated
- C-profile rungs are fixed at 300 mm intervals.
- rungs are mechanically attached to the side wall of the cable ladder.
- rungs are alternately placed with openings upwards and downwards.

Fix with:



Joiner for KLV
KLWKP



Round head
square neck bolt
(DIN 603)
RBK



Flange nut (DIN
6923)
RM