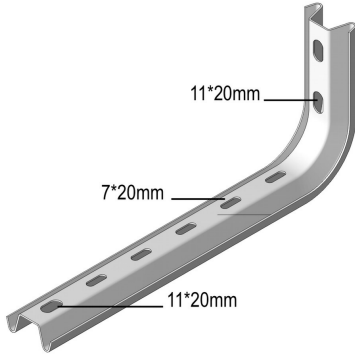
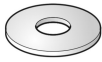
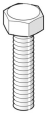


## LOMEGA150

### Bracket / Ceiling profile



Fix with:



Bolt (DIN 933)  
B

Flat giant washer  
(DIN 9021)  
CRO




Nut (DIN 934)  
M

Standard finish

Pre-galvanised

Optional finish

Hot-dip galvanised

HD	Reference	↑ mm	↔ mm	≡ mm	↔ mm	kg /stk		Stock	Unit
HD	LOMEGA150.100	145	145			0,300	12	v	STK
HD	LOMEGA150.150	145	195			0,320	12	v	STK
HD	LOMEGA150.200	145	245			0,340	12	v	STK
HD	LOMEGA150.250	145	295			0,450	12	v	STK
HD	LOMEGA150.300	145	345			0,490	12	v	STK
HD	LOMEGA150.400	145	445			0,540	6	v	STK

To order per full packaging.

Ends held up through a threaded rod TIM.

Use the VOMEGA to avoid compression of the profile.

When ordering, add 100 mm to the width. E.g. KBS 300 mm: use LOMEGA150.400.