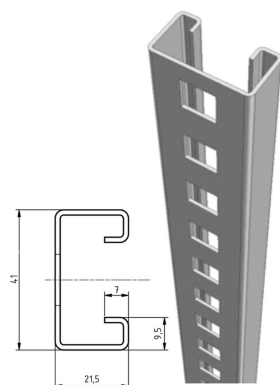


MPCL

Assembly profile clippable

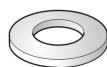
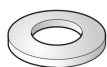


Fix with:



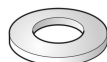
Nut (DIN 934)
M

Nut (DIN 934)
M



Giant washer
(DIN 125-1 A)
RO

Giant washer
(DIN 125-1 A)
RO



Nut (DIN 934)
M

Giant washer
(DIN 125-1 A)
RO

Standard finish

Pre-galvanised

HD	Reference	↑ mm	↔ mm	≡ mm	↔ mm	kg /stk	📦	Stock	Unit
-	MPCL41.21.150.200	41	21		210	0,240	10	v	STK
-	MPCL41.21.150.300	41	21		300	0,340	10	v	STK
-	MPCL41.21.150.400	41	21		420	0,480	10	v	STK
-	MPCL41.21.150.500	41	21		510	0,580	10	v	STK

To order per full packaging.

To be fixed with 2 threaded rods to the ceiling:

- TIM8 + nut M8 + CRO8
- TIM10 + nut M10 + RO10
- TIM12 + nut M12 + RO12