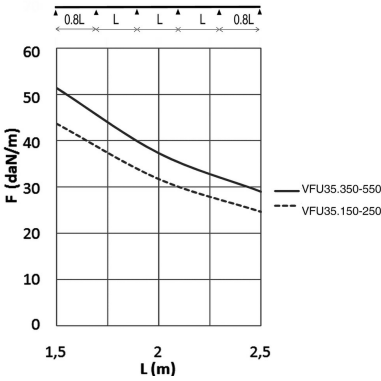
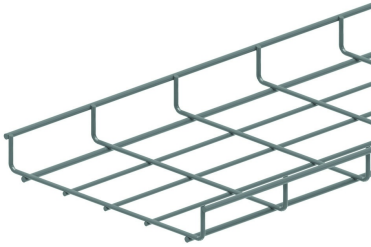
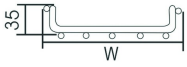


VFU35

Wire cable tray for heavy duty



Screen: 50 x 100 mm
Wire: Ø 4.50 mm and 5.50 mm

Reference	Finish	↑ mm	↔ mm	→ ← mm	↔ mm	kg/m	📦	Unit
VFU35.150	SZ	35	148		3000	1,200	30	M
VFU35.250	SZ	35	248		3000	1,430	30	M
VFU35.350	SZ	35	348		3000	1,780	30	M
VFU35.450	SZ	35	448		3000	2,120	30	M
VFU35.550	SZ	35	548		3000	2,470	30	M
ZAVFU35.150	DF	35	150		3000	1,200	30	M
ZAVFU35.250	DF	35	250		3000	1,430	30	M
ZAVFU35.350	DF	35	350		3000	1,780	30	M
ZAVFU35.450	DF	35	450		3000	2,120	30	M
ZAVFU35.550	DF	35	550		3000	2,470	30	M

LOAD DIAGRAM


This diagram illustrates the permissible uniformly distributed loads applied to multiple supports. They comply with IEC 61537 with connection to 1/5 of the span and the end span = 0,8x the span. When the joint is situated in the centre of the span, a reduction of 0,7x the admissible load is to be taken into account.

F = max. admissible load (daN/m)
L = support distance (m)
Max. deflection (m) = L/100

Usable inside height: outside height - 9mm
Usable inside width: outside width - 17mm

Legend finish
- SZ = Sendzimir
- DF = Defender

Fix with:



Snap quick-joiner for VFU(L)35 KPVFL35
Joining clamp VFK