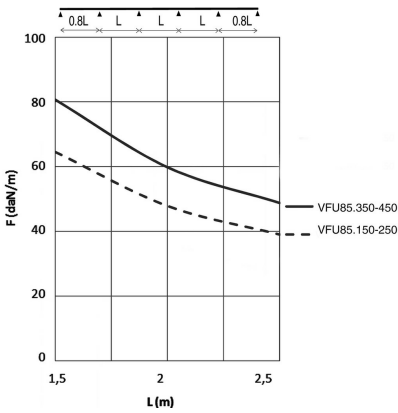



VFU85

Wire cable tray for heavy duty

Screen: 50 x 100 mm
 Wire: Ø 4.50 mm and 5.50 mm



Reference	Finish	↑ mm	↔ mm	→ ← mm	↔ mm	kg/m	📦	Unit
VFU85.150	SZ	85	148		3000	1,430	30	M
VFU85.250	SZ	85	248		3000	1,780	30	M
VFU85.350	SZ	85	348		3000	2,120	30	M
VFU85.450	SZ	85	448		3000	2,470	30	M
ZAVFU85.150	DF	85	150		3000	1,430	30	M
ZAVFU85.250	DF	85	250		3000	1,780	30	M
ZAVFU85.350	DF	85	350		3000	2,120	30	M
ZAVFU85.450	DF	85	450		3000	2,470	30	M


LOAD DIAGRAM

This diagram illustrates the permissible uniformly distributed loads applied to multiple supports. They comply with IEC 61537 with connection to 1/5 of the span and the end span = 0,8x the span. When the joint is situated in the centre of the span, a reduction of 0,7x the admissible load is to be taken into account.

F = max. admissible load (daN/m)
 L = support distance (m)
 Max. deflection (m) = L/100

Usable inside height: outside height - 9mm
 Usable inside width: outside width - 17mm

Fix with:



Snap-on joiner for VFU(L)
 KPVF

Joining clamp VFK

Legend finish

- SZ = Sendzimir
- DF = Defender