
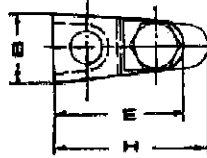
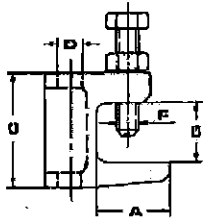


Beam Clamps



G

Material: Body made of malleable cast iron, zinc plated, casting tolerance acc. to DIN 1684 GTA / 17

with hexagon head screw DIN 933 8.8, threaded end with cup point (RS) according to EN ISO 4753 and locknut DIN 439

for sprinkler systems, heating, ventilation and air conditioning, acoustic tubes and sanitary installation machines and steel constructions

Type	A mm approx	B mm approx	C mm approx	D mm approx	E mm approx	F mm approx	G mm approx	H mm approx	weight approx (g)	Safe Working Load (N)	Approvals
TKN 8*	21	19	35	M 8 ø 9	35	M 8	18	38	81	1200	VdS, UL
TK 10*	29	21	45	M 8 ø 9	41	M 10	23	50	147	2500	VdS, UL
TKN10	23	21	42	M 10 ø 11	41	M 10	20	44	143	2500	VdS, UL, FM
TK12	35	23,5	54	M 12 ø 13	48	M 10	26	58	216	3500	VdS, UL, FM
TK16**	30	29,5	58	M 16 ø 17	55,5	M 12	28	58,3	318	5500	VdS, UL, FM

* also available with thread M 6 or ø 7, UL - approved approval acc. to VdS and FM for threaded rod M 6 not possible safe working load only with threaded rod M 8

** on request with thread M 10 or M 12 and ø 11 or ø 13 further types on request

Beam Clamps can generally be secured by safety straps. The instructions of the certifying bodies have to be followed. According to VdS-regulations Beam Clamps must be secured when using Beam Clamps for pipes larger DN 65 to avoid slipping off Beam.

Safety Straps					
	length	width	thickness	diameter holes	pack qty.
for TKN 8, TK 10 TKN 10 and TK 12	350 mm	25 mm	3 mm	10,5 and 12,5 mm	25
for TK 16	400 mm	40 mm	3 mm	12,5 and 17,0 mm	25